



Client Portal System Manual

LIST OF ABBREVIATIONS AND ACRONYMS

CDB	-	Caribbean Development Bank
OCR	-	Ordinary Capital Resources
PRN	-	Project Registration Number
USD	-	United States dollar

Contents

I. INTRODUCTION	3
II. LOG IN	3
III. PROFILE	3
IV. PORTFOLIO	4
4.1 Overview	4
4.2 Summary	6
4.3 Disbursements	7
4.4 Transactions	9
4.5 Amortisation Schedule	10
V. REPORTS	12
5.1 Overview	12
5.2 Interest Rate Notice	13
5.3 Payment Allocation	15
5.4 Billing Statement	17
5.5 Disbursement Details	20
5.6 Portfolio Report	21
VI. PORTAL ROLES	22
6.1 Borrower	22
6.2 Executing Agency	23
6.3 Central Banks	24
6.4 Guarantor	26
6.5 Grantee	27
6.6 Matrix	28

I. INTRODUCTION


The CDB Client Engagement Portal can be accessed at the following web address:

<https://clientportal.caribank.org/>



II. LOG IN

After clicking the “Sign in” button on the upper right corner, the user has two options to log in, as visualised below:



- CDB Users – this is the log in option for CDB Employees
- External User – this option is for all CDB clients to log in with the provided Email and Password

III. PROFILE

After logging in, the user can access the Profile section, where certain information is displayed and can be updated.

To access the Profile, click on the logged in User’s name on the top right of the page then click on “Profile”.

Note: The fields “Company Name” and “E-mail” are not editable by clients.

The screenshot shows the top navigation bar of the Client Engagement Portal. On the left, there is a logo and the text "Client Engagement Portal". On the right, there are icons for home and search, followed by the user name "Rodney Singh" with a dropdown arrow. Below the navigation bar, there is a breadcrumb trail: "Home > Reports > Portfolio Report". On the far right, there is a yellow button labeled "Profile" and a white button labeled "Sign out".

The screenshot shows the "Profile" page in the Client Engagement Portal. The header includes the logo, "Client Engagement Portal", and the user name "Rumi Atanasova - CoreFIN". The breadcrumb trail is "Home > Profile". The main heading is "Profile".

On the left side, there is a profile card with a placeholder image and the name "Rumi Atanasova - CoreFIN". Below the card are two menu items: "Profile" (highlighted) and "Security" (with a lock icon). Under "Security", there is a link for "Manage external authentication".

The main content area contains the following text:

Please provide some information about yourself.

The **First Name** and **Last Name** you provide will be displayed alongside any comments, forum posts, or ideas you make on the site.

The **Email Address** and **Phone** number will not be displayed on the site.

Your **Organization** and **Title** are optional. They will be displayed with your comments and forum posts.

Your information

User Name
d77d491e-cfc6-4944-a540-78f3d88470d9

Company Name *

First Name *
Rumi

Last Name *
Atanasova - CoreFIN

E-mail
corefin_rumyana@caribank.org

Business Phone
Provide a telephone number

Title

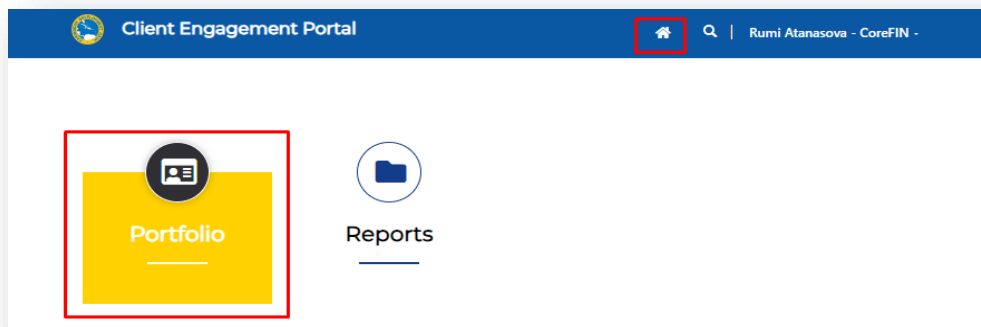
At the bottom of the form, there is a yellow "UPDATE" button.

IV. PORTFOLIO

4.1 Overview

On the Home page, there are two main areas - "Portfolio" and "Reports".

The “Portfolio” area contains a list of all financial contracts with product type loan and grant, and it shows the respective parameters for each contract.



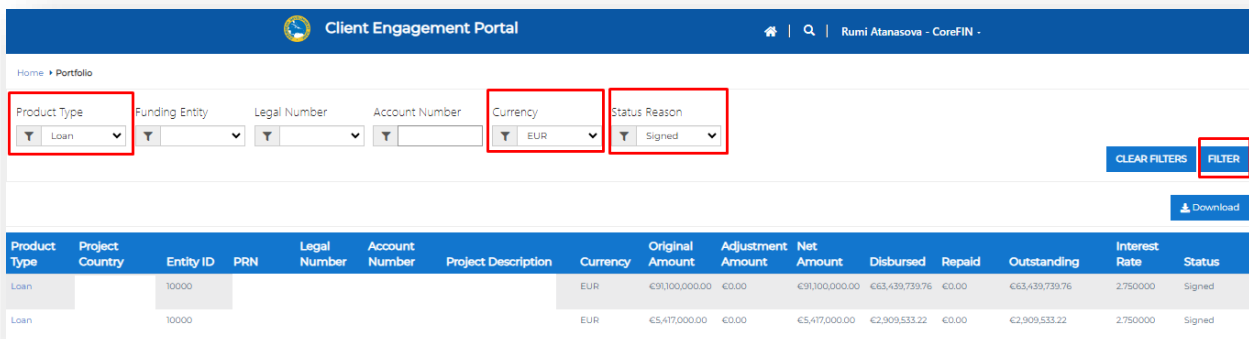
In the Portfolio area you can filter using 6 different parameters:

- Product Type – a dropdown list where the user can select one option - “Loan” or “Grant” or leave blank for both
- Funding Entity - a prefiltered dropdown list where the user can select one option or leave blank for all
- Legal Number - a prefiltered dropdown list where the user can select one option or leave blank for all
- Account Number – a text field where the user can enter a valid “Account Number”
- Currency - a dropdown list where the user can select one option or leave blank for all
- Status - a dropdown list where the user can select one option: “Draft” or “Signed” or “Liquidated” or leave blank for all

After entering desired filters, click the “FILTER” button to filter the results.

You can also use the “CLEAR FILTERS” button when you need to undo the selected filters.

There is an option to download the filtered list to an excel file by clicking the “Download” button.



For a more detailed view of the contract related information, you can click on “View Details” (the link associated with the Product Type) as shown below:

Product Type	Project Country	Entity ID	PRN	Legal Number	Account Number	Project Description	Currency	Original Amount	Adjustment Amount	Net Amount	Disbursed	Repaid	Outstanding	Interest Rate	Status
Loan		29100					USD	\$2,286,000.00	(\$754,581.56)	\$1,531,418.44	\$1,531,418.44	\$1,059,231.06	\$472,187.38	2.000000	Signed

For each loan contract there are 4 tabs available, for each grant contract - 2 tabs available:

- Summary (visible for both loan and grant contracts)
- Disbursements (visible for both loan and grant contracts)
- Transactions (not visible for grant contracts)
- Amortisation Schedule (not visible for grant contracts)

4.2 Summary

In the “Summary” tab, the main components of the respective contract can be reviewed.

There are several differences in the fields displayed in this tab depending on product type of the financial contract:

- Loan

Summary		Disbursements	Transactions	Amortisation Schedule
Legal Number	Account Number	PRN	Funding Entity	—
Currency	Original Amount *	Adjustment	Net Amount	
United States Dollar	\$2,286,000.00	(\$754,581.56)	\$1,531,418.44	
Repaid Principal	Disbursed Amount	Undisbursed Balance	Amount Outstanding	
\$1,071,992.88	\$1,531,418.44	\$0.00	\$459,425.56	
Project Country	Current Interest Rate			
	2.000000			
TDD Original	TDD Extended	Agreement Date	Maturity Date *	
12/31/1995	4/30/2009	2/20/1992	1/1/2033	

- Grant (here there are hidden fields, because they are not applicable for the product type grant - Repaid Principal, Current Interest Rate, Amount Outstanding and Maturity Date)

Client Engagement Portal			
Home > Portfolio		Rumi Atanasova - CoreFIN	
Summary		Disbursements	
Legal Number	Account Number	PRN	Funding Entity
Currency	Original Amount*	Adjustment	Net Amount
Euro	€5,830,000.00	—	€5,830,000.00
Disbursed Amount	Undisbursed Balance		
€434,268.81	€5,395,731.19		
Project Country			
TDD Original	TDD Extended	Agreement Date	
3/10/2025	3/10/2025	3/31/2021	

4.3 Disbursements

The “Disbursements” tab shows all disbursements for a specific period selected by the user with the following columns:

- Claim Application ID
- Disbursement Amount
- Currency – the currency of the disbursement
- Effective date - the date of physical payment of the money to the borrower
- Transaction status – Reconciled, Planned, Reimbursement and Provision

Note that the “Effective Date” can be entered via the Calendar (icon to the right of the text box) or directly into the text box in the format M/D/YYYY (Month/Day/Year).

The filter values can be cleared by clicking the “CLEAR FILTER” button.


Client Engagement Portal

Home • Portfolio [redacted]

Summary Disbursements Transactions Amortisation Schedule

From 1/1/1990 To 9/30/2023 CLEAR FILTERS FILTER

Claim Application ID ↑	Disbursement Amount	Currency	Effective Date	Transaction Status
	\$18,363.02	Special Drawing Rights	6/27/1990	Reconciled
	\$31,110.70	Special Drawing Rights	7/20/1990	Reconciled
	\$69,779.83	Special Drawing Rights	6/27/1990	Reconciled
	\$70,017.46	Special Drawing Rights	6/27/1990	Reconciled
	\$158,330.80	Special Drawing Rights	6/27/1990	Reconciled


The Disbursement Notice document can be reviewed and printed by clicking the  (“View Details”) button.

Home • Portfolio [redacted]

Summary Disbursements Transactions Amortisation Schedule

From 1/1/1990 To 9/30/2023 CLEAR FILTERS FILTER

Claim Application ID ↑	Disbursement Amount	Currency	Effective Date	Transaction Status
	\$18,363.02	Special Drawing Rights	6/27/1990	Reconciled
	\$31,110.70	Special Drawing Rights	7/20/1990	Reconciled

 View details



Caribbean Development Bank
Loan Disbursement Notice

P.O. Box 608

Account Number:
Loan Number:
Description:
Fund Source: 33801 - IDA 1364 O CRG
Application Number:
Disbursed Amount: 18,363.02
Agreement Currency: SDR
Transaction Ref: L0484D003

Disbursement Details

Currency Disbursed	Amount Disbursed	Agreement Currency	Agreement Currency Equivalent	Transfer Charges	Value Date	Payee
SDR	18,363.02	\$	0.00		6/27/1990	

4.4 Transactions

- This tab is visible only for loan contracts.
- You can clear all the values set in the search fields by clicking the button "CLEAR FILTERS".
- The "Transaction" tab shows all transactions for a specific period selected by the user with the following parameters encircled below:

Client Engagement Portal | Rumi Atanasova - CoreFIN

Home > Portfolio > [Redacted]

Summary | Disbursements | **Transactions** | Amortisation Schedule

From: M/D/YYYY | To: M/D/YYYY | Transaction Type: T | Status: Planned

CLEAR FILTERS | **FILTER**

Transaction Type	Fee Type	Amount	Currency	Due Date	Type Of Flow	Status
Interest Repayment		\$2,488.56	United States Dollar	4/1/2024	In	Planned
Principal Repayment		\$12,761.82	United States Dollar	4/1/2024	In	Planned
Interest Repayment		\$2,488.56	United States Dollar	7/1/2024	In	Planned
Principal Repayment		\$12,761.82	United States Dollar	7/1/2024	In	Planned
Interest Repayment		\$2,488.56	United States Dollar	10/1/2024	In	Planned
Principal Repayment		\$12,761.82	United States Dollar	10/1/2024	In	Planned
Interest Repayment		\$2,488.56	United States Dollar	1/1/2025	In	Planned
Principal Repayment		\$12,761.82	United States Dollar	1/1/2025	In	Planned
Interest Repayment		\$2,488.56	United States Dollar	4/1/2025	In	Planned
Principal Repayment		\$12,761.82	United States Dollar	4/1/2025	In	Planned

Note that the “From” and “To” Dates can be entered via the Calendar (icon to the right of the text box) or directly into the text box in the format M/D/YYYY (Month/Day/Year).

4.5 Amortisation Schedule

- This tab is visible only for loan contracts.
- In this tab, the user can see the “Amortisation Schedule” Report for the specific loan contract by clicking on the “GENERATE REPORT” button.

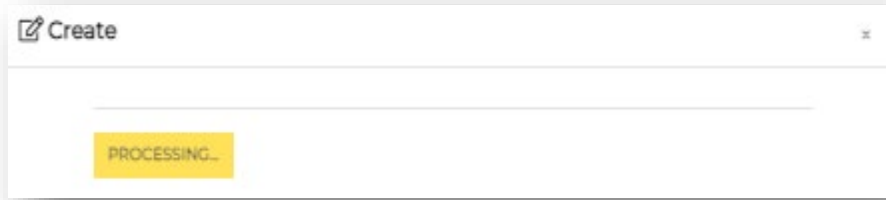
Client Engagement Portal | Rumi Atanasova - CoreFIN

Home > Portfolio > [Redacted]

Summary | Disbursements | Transactions | **Amortisation Schedule**

GENERATE REPORT | OPEN REPORT

- After clicking the button, the system will pop up a message with the text "Processing..." which will then disappear and the amortisation details will be visualized for reviewing:



Client Engagement Portal

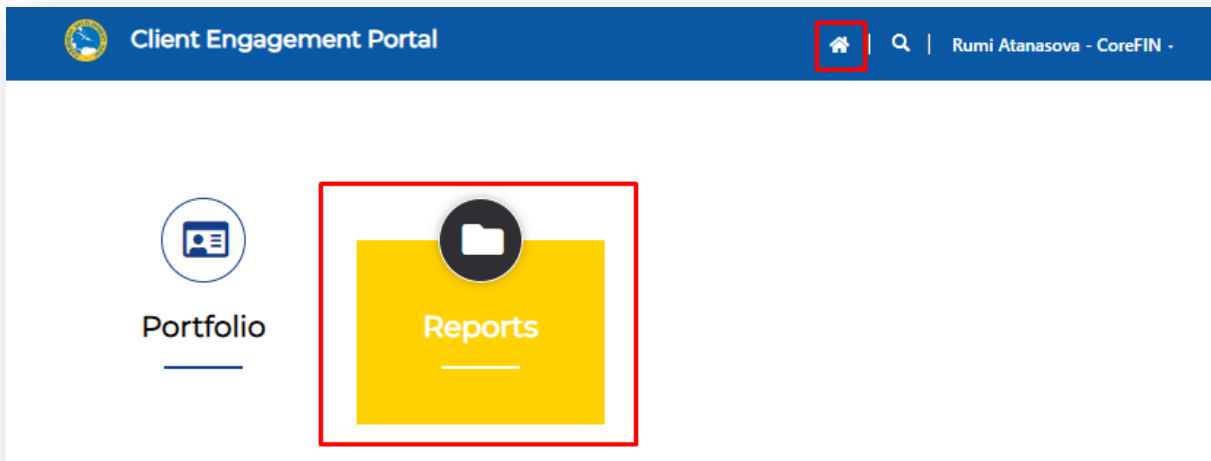
Home | Portfolio | Rumi Atanasova - CoreFIN

Summary | Disbursements | Transactions | **Amortisation Schedule**

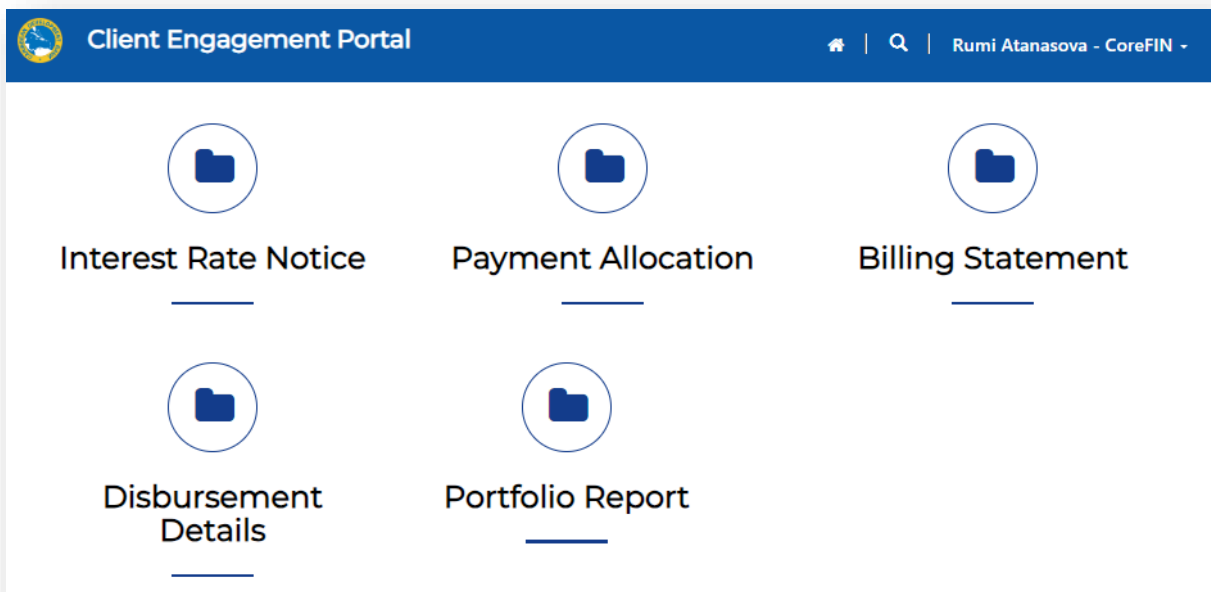
GENERATE REPORT | OPEN REPORT

Schedule Due Date ↑	Opening Balance	Principal	Interest	Closing Balance
1/1/2024	\$472,187.38	\$12,761.82	\$2,360.94	\$459,425.56
4/1/2024	\$459,425.56	\$12,761.82	\$2,297.13	\$446,663.74
7/1/2024	\$446,663.74	\$12,761.82	\$2,233.32	\$433,901.92


- The “Amortisation Schedule” will always be generated as of today’s date for all repayments due on or after today.
- By clicking on the “OPEN REPORT” button, the user can see the “Amortization Schedule” Document and print it:



Under the Area “Reports”, you can find all reports assigned to your role. Below is an overview of all available reports. If you don’t see any of these, then they have not been assigned to your role.



5.2 Interest Rate Notice

The Interest Rate Notice Report shows the changes in the OCR rate every quarter - on January 1st, April 1st, July 1st and October 1st of each calendar year. Upon clicking on the button  and the clicking the “View details” link, you can review, download and print the relevant generated document, Notice to Borrower, Executing Agencies etc., as visualized bellow:

Client Engagement Portal Home | Search | Rumi Atanasova - CoreFIN


Home > Reports > **Reference Rate OCR**

Rate History

Effective Date ↓	Rate %
10/1/2023	4.9000
7/1/2023	4.9000

[View details](#)

print



NOTICE TO BORROWERS AND EXECUTING AGENCIES

Subject: Variable Interest Rate

At its Two Hundred and Eighty-First Meeting held on May 28, 2018, the Board of Directors of the Caribbean Development Bank considered Paper 15/13 Add. 1 – 24/91 Add.53 and approved the change in frequency of Variable Interest Rate resets from a semi-annual basis to a quarterly basis. The resets will occur on January 1, April 1, July 1 and October 1 of each year. Therefore the new interest rate will be applicable to the period October 01, 2023 to December 31, 2023.

In accordance with paragraph (b) of Section 3.03 of the General Provisions of the loan agreement, please be advised that the interest rates for loans made from the Bank's Ordinary Capital Resources (OCR) are as follows:

	Percent <u>Per annum</u>
Public Sector Loans approved after April 1, 1984	4.90
Financial Intermediaries Loans approved after April 1, 1984	4.90
Direct Private Sector Loans approved before July 20, 2017	6.90 ^{1/}

5.3 Payment Allocation

This report is run on all loan repayments to contracts to which the logged in User has access.

Liquidated contracts that have Payments within the reporting period are also included in the report.

Before generating the report, you need to select the following parameters:

- Roles * - This is a required field. For instance, Borrower, Guarantor, Executing Agency, etc. Only one can be selected
- Date From * - start date for generating the report, this is a required field
- Date To * - end date for generating the report, this is a required field
- Currency - a dropdown list, the user can select one option: “Contract Currency” or “USD Equivalent”
- Countries – multi-selection possible by clicking in the box
- Customers – multi-selection possible by clicking in the box
- Apply Filters button - after clicking, the data is visualized according to the selected criteria

The screenshot shows the 'Client Engagement Portal' interface. At the top, there is a blue header with the portal name and user information 'Rumi Atanasova - CoreFIN'. Below the header, the breadcrumb trail reads 'Home > Reports > Payment Allocation Details'. The main content area features the Caribbean Development Bank logo and the report title 'Caribbean Development Bank Payment Allocation Details in Currency For period 2023-10-01 to 2023-11-21'. The configuration section includes: 'Date From' (2023-10-01), 'Date To' (2023-11-21), 'Roles' (BORROWER), and 'Currency' (CONTRACT CURRENCY). There are also 'Customers' and 'Countries' selection boxes. At the bottom left, there is a 'Download As' section with a PDF icon and a 'DOWNLOAD' button. At the bottom right, there is a blue 'APPLY FILTERS' button highlighted with a red border.

Note that the “Date From” and “Date To” Dates can be entered via the Calendar (icon to the right of the text box) or directly into the text box in the format M/D/YYYY (Month/Day/Year).

When the report is displayed in “Currency”, the columns and row totals are grouped into different currencies:



Caribbean Development Bank
 Payment Allocation Details in **Currency**
 For period 2023-10-01 to 2023-11-21

* Date From: 2023-10-01 * Date To: 2023-11-21 * Roles: BORROWER Currency: CONTRACT CURRENCY

Customers: Select Customers Countries: Select Country

Download As: PDF **DOWNLOAD** **APPLY FILTERS**

LEGAL NUMBER	LOAN DESCRIPTION	FUND SOURCE	ACCOUNT NUMBER	CURRENCY	PRINCIPAL	INTEREST	COMMITMENT FEE	OVERDUE CHARGES	OTHER CHARGES	ARREARS	TOTAL	VALUE DATE
		10000-EQM		USD	37,773.91	13,419.18	1,997.52	0.00	0.00	0.00	53,190.61	2023-10-10
		13904-EIB V CALCI		USD	36,654.89	9,277.26	1,654.62	0.00	0.00	0.00	47,586.77	2023-10-10
		29100-SDF Unified		USD	8,162.62	0.00	0.00	0.00	300.00	0.00	8,462.62	2023-10-10

Total for				EUR	0.00	323,495.10	116,474.78	0.00	1,659.23	0.00	441,629.11	
				SDR	27,335.93	2,292.57	0.00	0.00	0.00	0.00	29,628.50	
Total for				USD	2,675,711.90	872,625.21	72,440.91	0.00	7,350.00	0.00	3,628,128.02	
				EUR	0.00	323,495.10	116,474.78	0.00	1,659.23	0.00	441,629.11	
				SDR	27,335.93	2,292.57	0.00	0.00	0.00	0.00	29,628.50	
				USD	2,675,711.90	872,625.21	72,440.91	0.00	7,350.00	0.00	3,628,128.02	

	CURRENCY	PRINCIPAL	INTEREST	COMMITMENT FEE	OVERDUE CHARGES	OTHER CHARGES	ARREARS	TOTAL
Summary Global	EUR	0.00	323,495.10	116,474.78	0.00	1,659.23	0.00	441,629.11
	SDR	27,335.93	2,292.57	0.00	0.00	0.00	0.00	29,628.50
Summary Global	USD	2,675,711.90	872,625.21	72,440.91	0.00	7,350.00	0.00	3,628,128.02

When the report is displayed in “USD”, the columns and row totals are only displayed in the USD equivalent:



Caribbean Development Bank
 Payment Allocation Details in **USD**
 For period 2023-10-01 to 2023-11-21

* Date From: 2023-10-01 * Date To: 2023-11-21 * Roles: BORROWER Currency: USD EQUIVALENT

Customers: Select Customers Countries: Select Country

Download As: PDF **DOWNLOAD** **APPLY FILTERS**

LEGAL NUMBER	LOAN DESCRIPTION	FUND SOURCE	ACCOUNT NUMBER	CURRENCY	PRINCIPAL	INTEREST	COMMITMENT FEE	OVERDUE CHARGES	OTHER CHARGES	ARREARS	TOTAL	VALUE DATE
		10000-EQM		USD	37,773.91	13,419.18	1,997.52	0.00	0.00	0.00	53,190.61	2023-10-10
		13904-EIB V CALCI		USD	36,654.89	9,277.26	1,654.62	0.00	0.00	0.00	47,586.77	2023-10-10
		29100-SDF Unified		USD	8,162.62	0.00	0.00	0.00	300.00	0.00	8,462.62	2023-10-10

Total for		USD	2,711,519.78	1,217,692.01	195,601.35	0.00	9,104.46	0.00	4,133,917.60
Total for		USD	2,711,519.78	1,217,692.01	195,601.35	0.00	9,104.46	0.00	4,133,917.60
Summary Global	USD	2,711,519.78	1,217,692.01	195,601.35	0.00	9,104.46	0.00	4,133,917.60	

Once generated, the report shows the following:


- *Currency* – Currency of transactions or USD equivalent (dependent of the option in the currency parameter)
- *Principal* – total principal paid within the reporting period
- *Interest* – total interest paid within the reporting period
- *Commitment Fee* – total commitment fee paid within the reporting period
- *Overdue Charges* - Paid Transfer Fee within the reporting period
- *Arrears* - Paid Principal, Interest, Commitment Fee and Transfer Fee within the reporting period due from previous billing periods
- *Total* – total of the row
- *Value date* - the date of the physical payment receipt of the monies from the borrower to the Caribbean Development Bank




5.4 Billing Statement

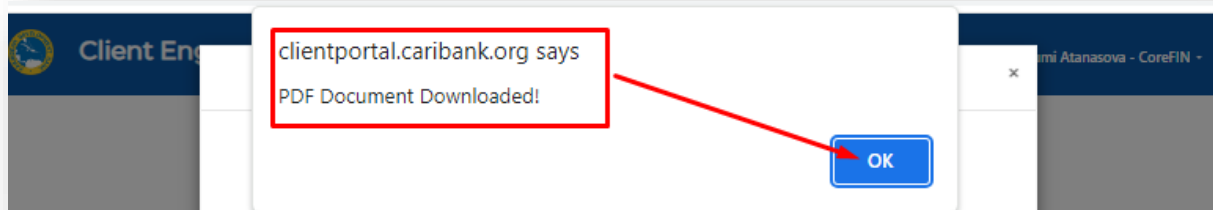
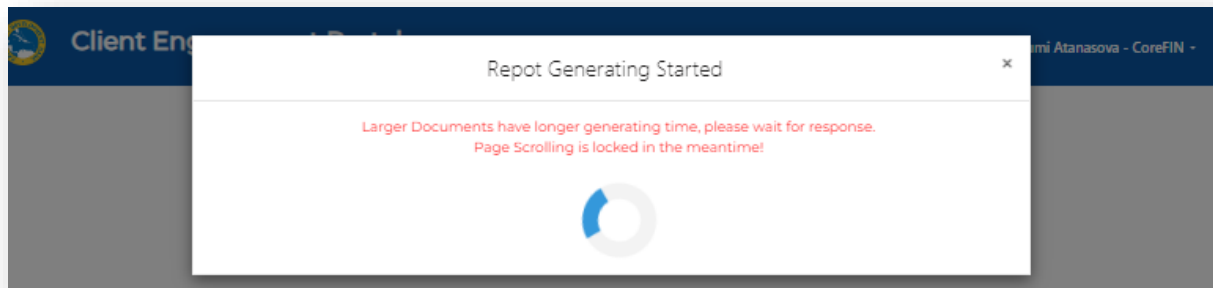
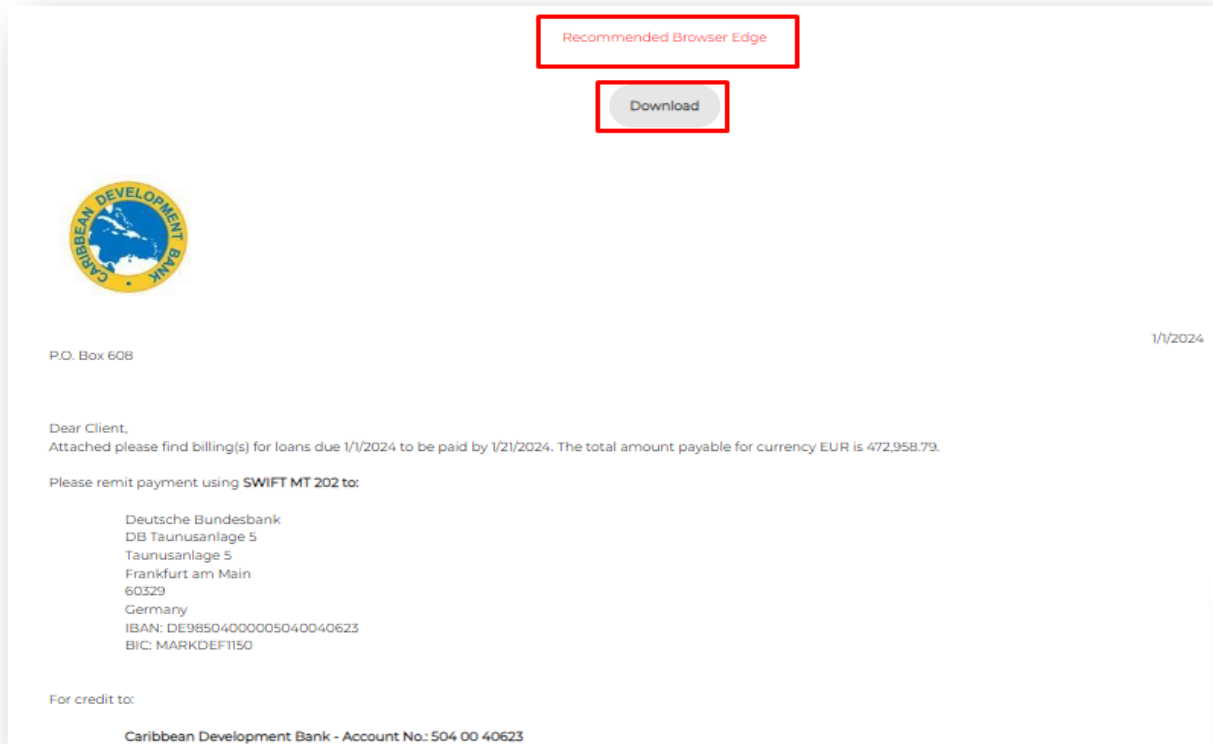
Each authorised user has the ability to see the latest Billing Statement Document for all roles assigned to the company – Borrower, Executing Agencies, Grantee or Central Bank.

Billing Statements for active Quarterly loans are generated at each quarter of the calendar year - on January 1st, April 1st, July 1st and October 1st. Statements for Bi-Annual loans are generated on the relevant date.

The Billing Statement Report shows the latest Billing Statement Documents.

Upon clicking on the button , you can review, download and print the generated document, as visualised step by step below:

Loan Billing Statements			
Borrower			
Name	Currency	Date	
USD -	United States Dollar	1/1/2024	
EUR -	Euro	1/1/2024	
SDR -	Special Drawing Rights	1/1/2024	





Caribbean Development Bank
Statement of Account for as at 1/1/2024

Summary of Loan by Fund			
Account No.			
Fund 10000 - EQM			
Description			
Currency	EUR	Net Approved	5,417,000.00
Interest	2.75%	Disbursed	2,889,666.77
Interest Subsidy	0.00%	Undisbursed	2,527,333.23
Interest Overdue	3.75%	Outstanding(Including Arrears)	2,889,666.77
Commitment Fee	1.00%	Final Repayment	1/1/2040
Principal			
Total Principal			0.00
Interest and Commitment Fee			
Interest			19,866.45
Commitment Fee			6,318.33
Sub-Total			26,184.78
Capitalised Interest and Commitment Fee			
Interest			-19,866.45
Commitment Fee			0.00
Sub-Total			-19,866.45
Other Charges			
Interest Overdue			0.04
Other Charges			0.00
Sub-Total			0.04
Arrears			
Principal			0.00
Interest			0.00
Commitment Fee			8.30
Other Charges			0.00
Sub-Total			8.30
Total due for Fund 10000 - Equity and Reserves			6,326.67



Caribbean Development Bank
Statement of Account for as at 1/1/2024

Details of Interest and Commitment Fee							
Account No.							
Fund 10000 - EQM							
Unamortised				Undisbursed			
Principal	Start Date	End Date	Interest	Balance	Start Date	End Date	Commitment Fee
€2,889,666.77	10/1/2023	10/31/2023	€6,622.15	€2,527,333.23	10/1/2023	10/31/2023	€2,106.11
€2,889,666.77	11/1/2023	11/30/2023	€6,622.15	€2,527,333.23	11/1/2023	11/30/2023	€2,106.11
€2,889,666.77	12/1/2023	12/31/2023	€6,622.15	€2,527,333.23	12/1/2023	12/31/2023	€2,106.11
Total			€19,866.45	Total			€6,318.33
Details of Interest Overdue Components							
Principal							0.00
Interest							0.00
Commitment Fee							0.04
Total Interest Overdue							0.04

5.5 Disbursement Details

The Disbursement Details Report shows a summary of disbursements for the selected period.


Liquidated contracts that had disbursements within the selected period are included in the report.

Before generating the report, we need to select the following parameters:

- Roles * - This is a required field. For instance, Borrower, Guarantor, Executing Agency, etc. Only one can be selected
- Product Type - select a product type from the drop-down list
- Date From * - start date for the report, this is a required field
- Date To * - end date of the report, this is a required field
- Countries – multi selection possible by clicking in the box
- PRN – multi selection possible by clicking in the box
- Funding Entity – multi selection possible by clicking in the box
- Apply Filters button - after clicking, the data is visualized according to the selected criteria

Note that the “Date From” and “Date To” Dates can be entered via the Calendar (icon to the right of the text box) or directly into the text box in the format M/D/YYYY (Month/Day/Year).

Home > Reports > Disbursement Details

 Caribbean Development Bank
Disbursement Details

* Date From: 2022-01-01 * Date To: 2023-01-01 * Roles: BORROWER Product Type: GRANT

Funding Entity: Choose Funding Entity PRN: Choose PRN Countries: Select Country

Download As: PDF DOWNLOAD **APPLY FILTERS**

* Date From: 2022-01-01 * Date To: 2023-01-01 * Roles: BORROWER Product Type: GRANT

Funding Entity: Choose Funding Entity PRN: Choose PRN Countries: Select Country

Download As: PDF DOWNLOAD **APPLY FILTERS**

Description:

Fund	Account Number	Claim No.	Reference No.	Contract Currency	Disbursement Amount In Contract Currency	Currency	Disbursement Amount	Value Date	Payee
29100 - SDF Unified			C0202D010	USD	2,066.87	USD	2,066.87	3/22/2022	
29100 - SDF Unified			C0202D011	USD	5,810.67	USD	5,810.67	8/9/2022	
						USD	7,877.54		

Legal Number	Currency	Disbursement Amount In Contract Currency
	USD	7,877.54

Total for:	
Currency	Disbursement Amount
XCD	26,430.00
USD	1,097,732.22

Total for:	
Currency	Disbursement Amount
XCD	26,430.00
USD	1,097,732.22

Report Summary	
Currency	Disbursement Amount
XCD	26,430.00
USD	1,097,732.22

5.6 Portfolio Report

The Portfolio Report shows KPIs of the respective loan and grant contracts.

The following columns are calculated as per a specific date:

- Adjustment Amount
- Net Amount
- Disbursed
- Repaid
- Outstanding

Before generating the report, we need to select the following parameters:

- As At Date * - a required field, by default the current date is set
- Roles * - This is a required field. For instance, Borrower, Guarantor, Executing Agency, etc. Only one can be selected.
- Agency – a multiple select field, the user can select more than one option

For instance:

If the Role is Borrower, then the Agency Parameter will show only the Borrower that is logged in to the Portal.

If the Role is Executing Agency, then the Agency Parameter will show all the different Borrowers for which the logged in entity is the Executing Agency.

If the Role is Guarantor, then the Agency Parameter will show all the different Borrowers for which the logged in entity is the Guarantor.

- Product type – multi selection possible
- Funding Entity – multi selection possible
- PRN – multi selection possible
- Account Number – multi selection possible
- Status – multi selection possible
- APPLY FILTERS - after clicking, the data is visualized according to the selected criteria



Caribbean Development Bank Portfolio Report

* As At Date: 2024-02-13

Roles: BORROWER

Product Type: LOAN | GRANT

Agency: Choose Agencies

Funding Entity: Choose Funding Entity

PRN: Choose PRN

Account Number: Choose Account Number

Status: SIGNED | DRAFT

Download As: PDF [DOWNLOAD](#) [APPLY FILTERS](#)

Client: Government of Saint Vincent and The Grenadines

Product Type	Project Country	Entry ID	PRN	Legal Number	Account Number	Project Description	Currency	Original Amount	Adjustment Amount	Net Amount	Disbursed	Repaid	Outstanding	Interest Rate	Status
Loan		29100					USD	2,286,000.00	-754,581.56	1,531,418.44	1,531,418.44	1,071,992.88	459,425.56	2.00	Signed
Loan		29100					USD	1,560,000.00	0.00	1,560,000.00	1,560,000.00	715,000.00	845,000.00	2.00	Signed
Loan		10000					USD	10,581,000.00	0.00	10,581,000.00	10,581,000.00	9,647,143.44	933,856.56	4.90	Signed

VI. PORTAL ROLES

The following portal roles are currently defined:

6.1 Borrower

A Borrower role has access to see all sections and reports under the Areas “Reports” and “Portfolio”.

The following tabs are visible under the Portfolio area:

- Summary
- Disbursements
- Transactions
- Amortisation Schedule

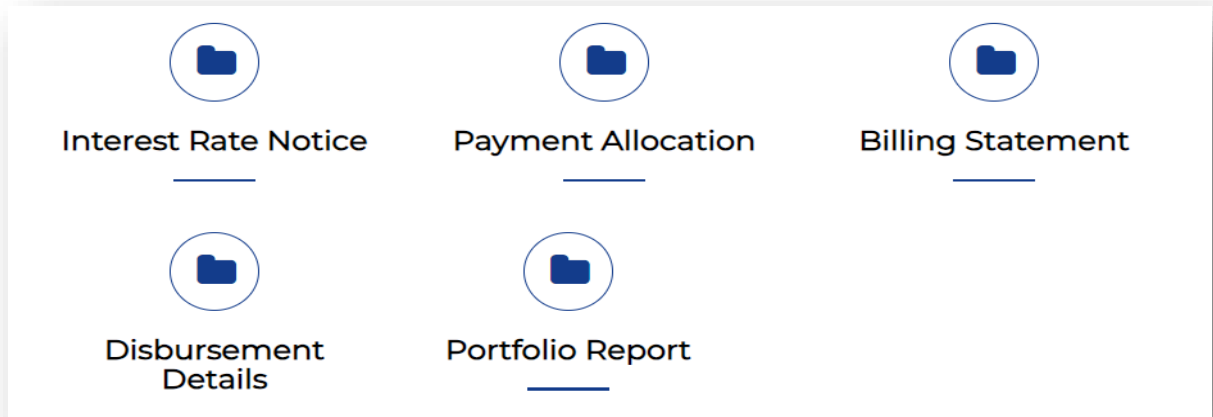
Client Engagement Portal | Rumi Atanasova - CoreFIN

Home • Portfolio

Summary	Disbursements	Transactions	Amortisation Schedule
Legal Number	Account Number	PRN	Funding Entity
Currency	Original Amount *	Adjustment	Net Amount
United States Dollar	\$2,286,000.00	(\$754,581.56)	\$1,531,418.44
Repaid Principal	Disbursed Amount	Undisbursed Balance	Amount Outstanding
\$1,071,992.88	\$1,531,418.44	\$0.00	\$459,425.56
Project Country	Current Interest Rate		
	2.000000		
TDD Original	TDD Extended	Agreement Date	Maturity Date *
12/31/1995	4/30/2009	2/20/1992	1/1/2033

The following reports are visible under the Reports area:

- Interest Rate Notice
- Payment Allocation
- Billing Statement
- Disbursement Details
- Portfolio Report



6.2 Executing Agency

An Executing Agency role has access to see all sections and reports under the Areas “Reports” and “Portfolio”.

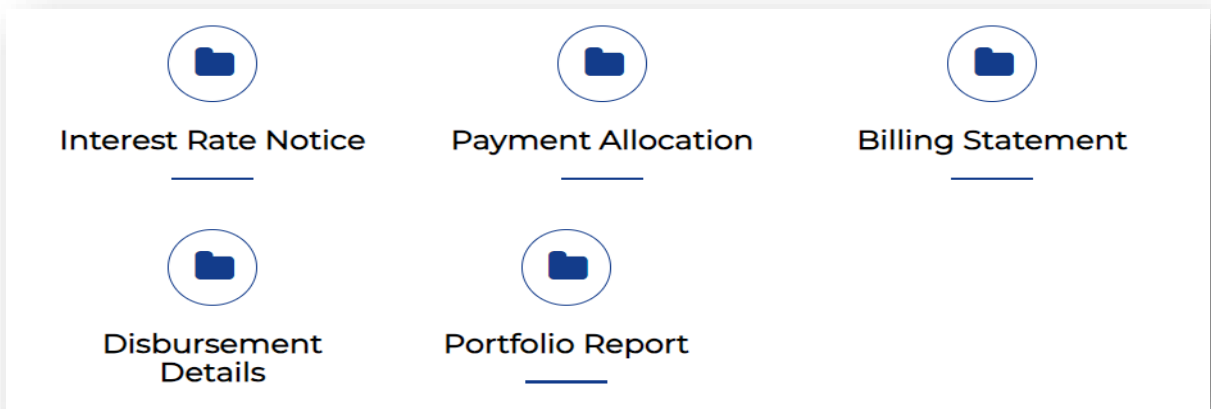
The following tabs are visible under the Portfolio area:

- Summary
- Disbursements
- Transactions
- Amortisation Schedule

Client Engagement Portal			
Home » Portfolio » 			
Summary	Disbursements	Transactions	Amortisation Schedule
Legal Number	Account Number	PRN	Funding Entity
Currency United States Dollar	Original Amount * \$2,286,000.00	Adjustment (\$754,581.56)	Net Amount \$1,531,418.44
Repaid Principal \$1,071,992.88	Disbursed Amount \$1,531,418.44	Undisbursed Balance \$0.00	Amount Outstanding \$459,425.56
Project Country	Current Interest Rate 2.000000		
TDD Original 12/31/1995	TDD Extended 4/30/2009	Agreement Date 2/20/1992	Maturity Date * 1/1/2033

The following reports are visible under the Reports area:

- Interest Rate Notice
- Payment Allocation
- Billing Statement
- Disbursement Details
- Portfolio Report



6.3 Central Banks

A Central Banks role has access to see all sections and reports under the Areas “Reports” and “Portfolio”.

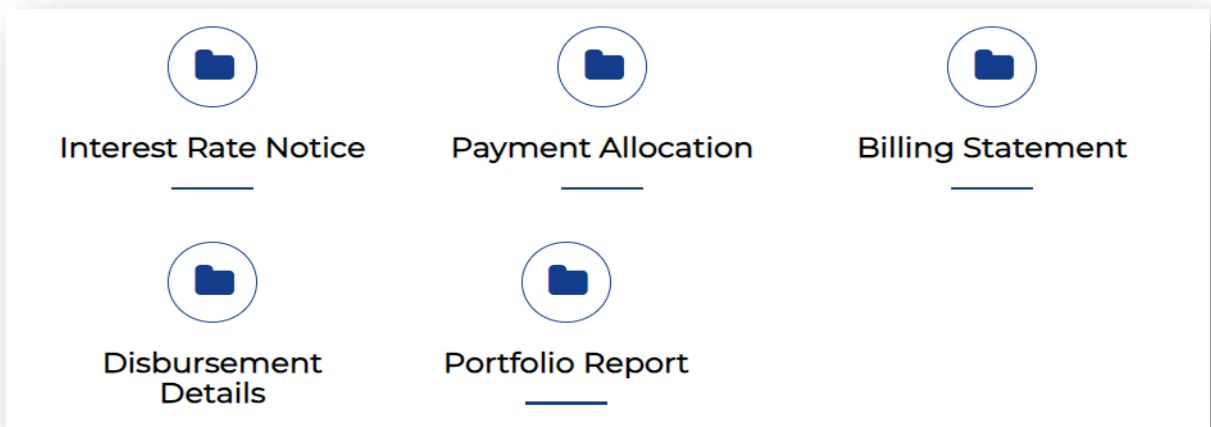
The following tabs are visible under the Portfolio area:

- Summary
- Disbursements
- Transactions
- Amortisation Schedule

Client Engagement Portal			
Home > Portfolio > [Dropdown]			
Summary	Disbursements	Transactions	Amortisation Schedule
Legal Number	Account Number	PRN	Funding Entity
			—
Currency United States Dollar	Original Amount * \$2,286,000.00	Adjustment (\$754,581.56)	Net Amount \$1,531,418.44
Repaid Principal \$1,071,992.88	Disbursed Amount \$1,531,418.44	Undisbursed Balance \$0.00	Amount Outstanding \$459,425.56
Project Country	Current Interest Rate 2.000000		
TDD Original 12/31/1995	TDD Extended 4/30/2009	Agreement Date 2/20/1992	Maturity Date * 1/1/2033

The following reports are visible under the Reports area:

- Interest Rate Notice
- Payment Allocation
- Billing Statement
- Disbursement Details
- Portfolio Report

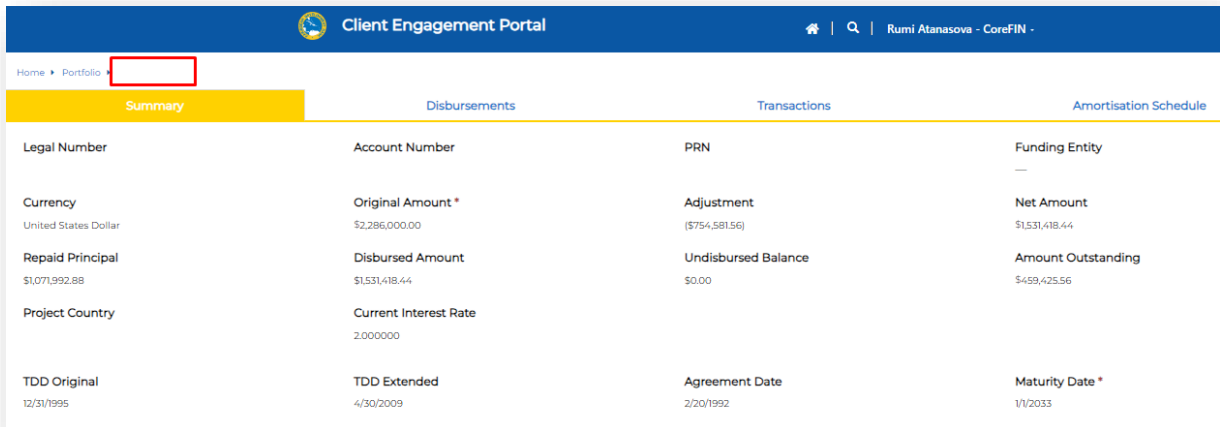


6.4 Guarantor

A Guarantor role has access to all sections and reports under the Areas “Reports” and “Portfolio”.

The following tabs are visible under the Portfolio area:

- Summary
- Disbursements
- Transactions
- Amortisation Schedule

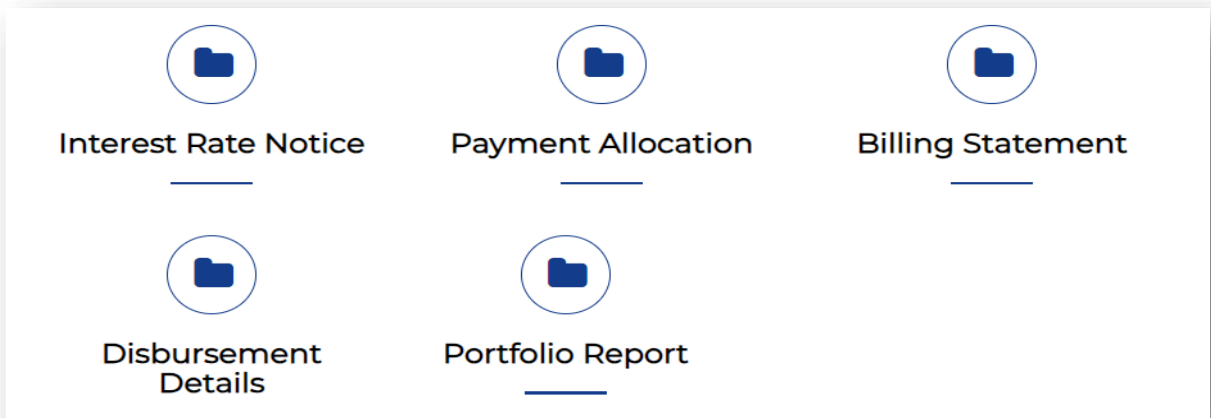


The screenshot shows the Client Engagement Portal interface. The top navigation bar includes the portal name, a search icon, and the user name 'Rumi Atanasova - CoreFIN'. Below the navigation bar, there are four tabs: 'Summary' (highlighted in yellow), 'Disbursements', 'Transactions', and 'Amortisation Schedule'. The 'Summary' tab is active, displaying a table of financial data.

Legal Number	Account Number	PRN	Funding Entity
Currency United States Dollar	Original Amount * \$2,286,000.00	Adjustment (\$754,581.56)	Net Amount \$1,531,418.44
Repaid Principal \$1,071,992.88	Disbursed Amount \$1,531,418.44	Undisbursed Balance \$0.00	Amount Outstanding \$459,425.56
Project Country	Current Interest Rate 2.000000		
TDD Original 12/31/1995	TDD Extended 4/30/2009	Agreement Date 2/20/1992	Maturity Date * 1/1/2033

The following reports are visible under the Reports area:

- Interest Rate Notice
- Payment Allocation
- Billing Statement
- Disbursement Details
- Portfolio Report

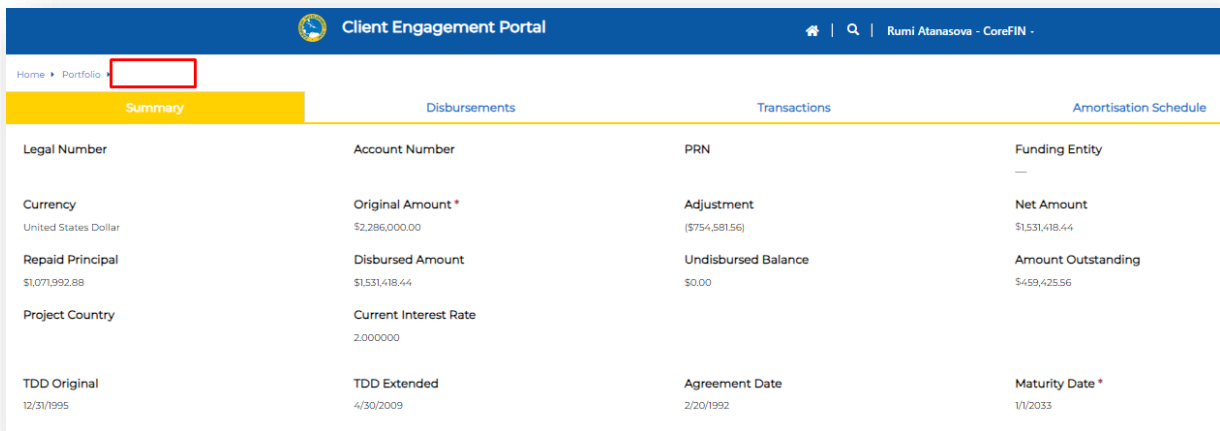


6.5 Grantee

A Grantee role has access to see the following sections and reports in the Area “Portfolio” and partially under “Reports“.

The following tabs are visible under the Portfolio area:

- Summary
- Disbursements
- Transactions (loans only)
- Amortisation Schedule (loans only)

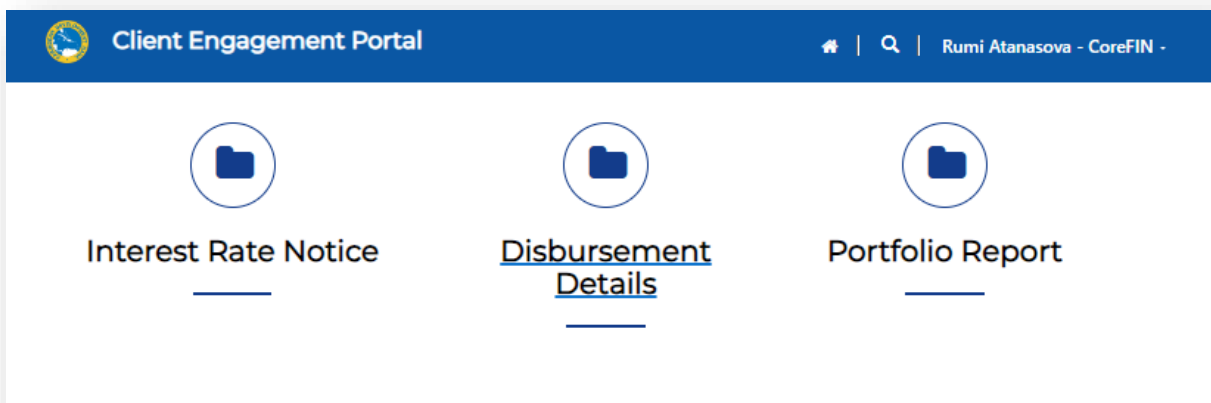


The screenshot shows the Client Engagement Portal interface. The top navigation bar includes the logo, the text "Client Engagement Portal", and user information "Rumi Atanasova - CoreFIN". Below the navigation bar, there is a breadcrumb trail "Home > Portfolio" with a red box highlighting the "Portfolio" link. The main content area is divided into four tabs: "Summary" (highlighted in yellow), "Disbursements", "Transactions", and "Amortisation Schedule". The "Summary" tab displays a table with the following data:

Legal Number	Account Number	PRN	Funding Entity
			—
Currency United States Dollar	Original Amount * \$2,286,000.00	Adjustment (\$754,581.56)	Net Amount \$1,531,418.44
Repaid Principal \$1,071,992.88	Disbursed Amount \$1,531,418.44	Undisbursed Balance \$0.00	Amount Outstanding \$459,425.56
Project Country	Current Interest Rate 2.000000		
TDD Original 12/31/1995	TDD Extended 4/30/2009	Agreement Date 2/20/1992	Maturity Date * 1/1/2033

The following reports are visible under the Reports area:

- Interest Rate Notice
- Disbursement Details
- Portfolio Report



6.6 Matrix

The table below shows the available areas and reports on the portal for each role. The data set shown is filtered by the respective company records for the respective role.

Areas & Web Roles	Borrower	Executing Agency	Central Banks	Guarantor	Grantee
Report - Interest Rate Notice	X	X	X	X	X
Report - Payment Allocation	X	X	X	X	
Report - Billing Statement	X	X	X	X	
Report - Disbursement Details	X	X	X	X	X
Report - Portfolio Report	X	X	X	X	X
Portfolio - Summary	X	X	X	X	X
Portfolio - Disbursements	X	X	X	X	X
Portfolio - Transactions	X	X	X	X	X
Portfolio - Amortisation Schedule	X	X	X	X	X